

EUP200AD-1H24V-0

DALI&1-10V Constant Voltage Dimming Driver

Summary

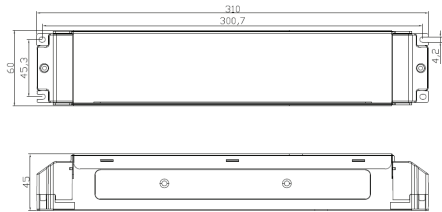
EUP200AD-1H24V-0 is a constant voltage mode output LED driver. This driver complies with DALI standard protocol IEC 62386, and provides multiple dimming function (DALI, 1-10V active signal, PWM, adjustable resistance, and Touch DIM) to achieve a smooth dimming effect.

Product Features

- Single channel constant voltage output
- Support a variety of dimming mode (DALI/1-10V active signal/adjustable resistance/PWM/Touch DIM)
- High range of input voltage 220VAC ~ 240VAC
- Built-in active PFC function
- Dimming effect smooth, no flicker
- Over load protection; Short circuit protection; over voltage protection
- Suitable for indoor LED lighting application, such as LED strips, spot light, wall washer, and so on



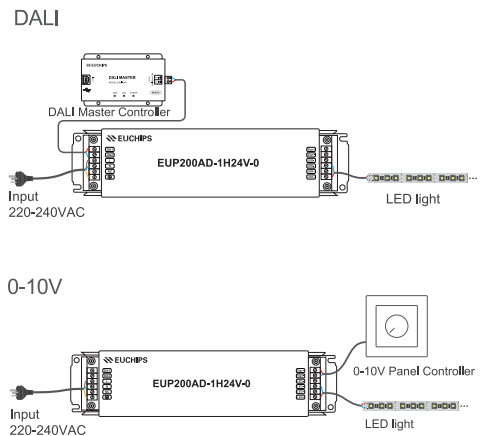
Dimension (mm)



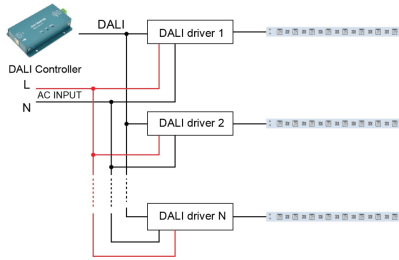
Technical Parameters

Model		EUP200AD-1H24V-0
Output	Channels	1
	Voltage	24VDC
	Current	8.3 A
	Power	200W
	Voltage Accuracy	±3%
Input	R & N (Max)	400mVp-p
	Voltage	220VAC ~ 240VAC
	Frequency	50/60Hz
	Efficiency	> 92%@230VAC, full load
	PF	> 0.95@230VAC, full load
	THD	< 10%@230VAC, full load
	Current	1Amax@230VAC
Protection	Inrush current	Cold start, 27A (I _{inrush})=650us measured at 50% I _{max}) @230VAC
	Over load	Close the output, restart to recover since fault condition is removed for 10s
	Over voltage	Close the output, restart to recover since fault condition is removed for 10s
	Short circuit	Hiccup, recovers after fault condition is removed
Function	Dimming mode	DALI/Touch DIM/1-10V/ Adjustable resistance /PWM
	Others	Dimension 310*60*45 mm (L*W*H) Packing size 315*66*50 mm (L*W*H) G.W 860g Working temp. -20°C ~ 50°C Relative humidity 20~90% RH

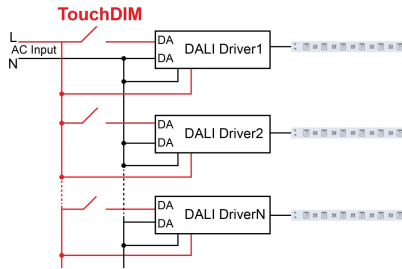
Wiring Diagram



DALI Diagram



Touch DIM diagram



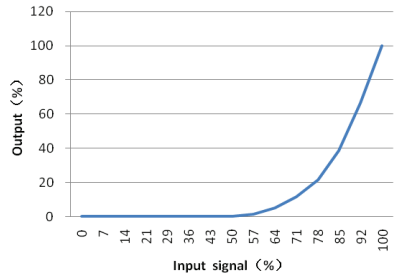
Remark: Only use open push button without indicator light. Maximum cable length between each Unit: 20 meters.

Touch DIM function

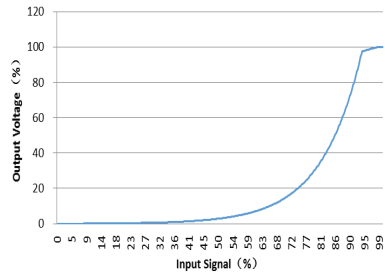
1. Short press the Touch DIM switch (<0.5s) to control the lamp on or off.
2. Long press the Touch DIM switch (>0.5s) to dim the brightness of light. The dimming direction will change every time after pressing switch.
3. Double-click the Touch DIM switch (<0.3s), then all lamps connected on the device will be set maximum brightness.
4. The brightness adjustment range is 1%-100%, and the light can be turned off through short pressing when doing the adjustment with long pressing Touch DIM switch.
5. With the Power off memory function, the power-down state will be recovered when power on again.

Dimming Curve

DALI dimming



1-10V/PWM/adjustable resistance



Cautions

1. The product shall be installed and serviced by a qualified person.
2. DALI and Touch DIM functions cannot be used simultaneously, which can be controlled respectively by using DALI controllers or the equipments with Touch DIM function.
3. This product is non-waterproof. Please avoid the sun and rain. When installed outdoors please ensure it is mounted in a water proof enclosure.
4. Good heat dissipation will prolong the working life of the controller. Please ensure good ventilation.
5. Please check if the output voltage and current of any LED power supplies used comply with the requirement of the product.