

**EUP150T-1H24V-0** (104200052101)

**Summary**

EUP150T-1H24V-0 is a constant voltage mode output LED driver. The driver supports leading edge (Triac) and trailing edge (ELV) dimmer, and can be compatible with the systems of various brands (Philips, Panasonic, Lutron, Simon, ABB, Siemens etc.) to achieve a smooth dimming effect.


**Product Feature**

- Single-channel constant voltage output, 6.25A Max.
- Support Leading edge (Triac) and Trailing edge (ELV) Dimmer.
- Dimming range from 40VAC to 240V AC.
- Dimming effect smooth, no flicker
- High efficiency: up to 90%.
- Over current protection; Over voltage protection; Short circuit protection; Over temperature Protection
- Suitable for indoor LED lighting application


**SELV**

**Application**


Wall Washer



LED Strip Light



LED Tube



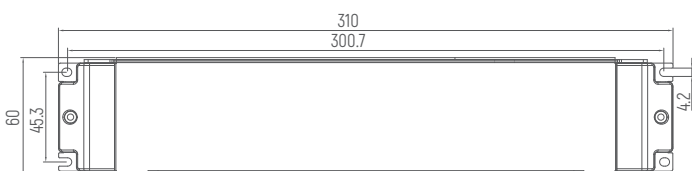
Underground Light



AR111 Venture Light

**Technical Parameters**

Model	EUP150T-1H24V-0	
Input	Efficiency	90%@230VAC, Full load
	Voltage	220VAC-240VAC
	Frequency	50/60Hz
	Power Factor	≥0.95@230VAC, Full load
	THD	<10%@230VAC,full load
	Current	1A@230VAC
	Dimming voltage range	40-240VAC
	Inrush Current	Cold start, 26.2A(twidth=700us measured at 50% Ipeak)@230VAC
Output	Current/Voltage/Power	6.25A/24VDC/150W
	Ripple Current	400mVp-p
	Channel	1
	Voltage Tolerance	±3%
	Turn On Delay Time	/
Function	Dimming Mode	Triac <span style="float: right;">ELV</span>
	Dimming Range	1-100% Dimming to off
Protection	Over temperature	Shut down and auto-restart after normal temperature
	Over current	Hiccup, recovers after fault condition is removed
	Short Circuit	Close the output, restart to recover since fault condition is removed for 10s
	Over voltage	Hiccup, recovers after fault condition is removed
Others	Working Temp.	-20°C-50°C
	Storage Temp.; Humidity	-40°C-85°C, 20-90%RH
	Tc	75°C
	Material	Metal
	IP Rating	IP20
	Lifetime	30,000h@tc:75°C
	Warranty Condition	3 years
	Switch Cycle	>15,000 times
	Packing Size	Net weight: 842g±5%/PCS; 10PCS/Carton; 8.92kg±5%/Carton; Carton Size: 319*254*151mm(L*W*H)
Dimension	310*60*45mm(L*W*H)	

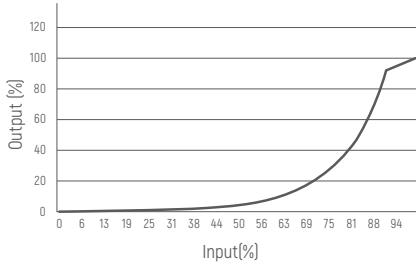
**Dimension(mm)**


## Wiring Diagram

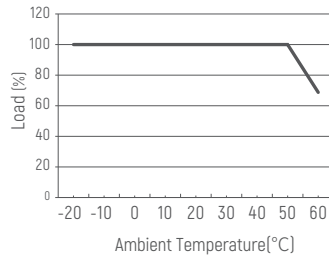
TRIAC Dimmer



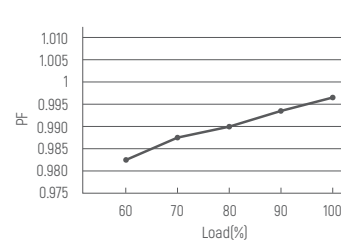
## Dimming Curve



## Derating Curve



## PF vs Load



## Cautions

- 1.The product shall be installed and serviced by a qualified person.
- 2.This product is non-waterproof. Please avoid the sun and rain. When installed outdoors please ensure it is mounted in a water proof enclosure.
- 3.Good heat dissipation will prolong the working life of the controller. Please ensure good ventilation.
- 4.Please check if the output voltage and current of any LED power supplies used comply with the requirement of the product.
- 5.Please ensure that adequate sized cable is used from the controller to the LED lights to carry the current. Please also ensure that the cable is secured tightly in the connector.
- 6.For safety consideration, PVC or rubber cord of 0.75-1.5mm<sup>2</sup> is recommended for input and output terminal(s) . Flat power cord is not suitable. Ensure all wire connections and polarities are correct before applying power to avoid any damages to the LED lights.
- 7.If a fault occurs please return the product to your supplier. Do not attempt to fix this product by yourself.

※ The contents of this manual are updated without prior notice. If the function of the product you are using is inconsistent with the instructions, the function of the product shall prevail. Please contact us if you have any questions.